



STAFF REPORT

TO THE CITY COUNCIL

DATE: April 8, 2014

FROM: Joseph A. Hughes, City Manager

PREPARED BY: Chuck Dantuono, Director of Administrative Services/City Treasurer *CDP*

SUBJECT: Redflex Traffic Systems, Inc. Contract.

RECOMMENDATION: The Finance Subcommittee recommends that the City Council not approve a contract extension and authorize staff to send a letter to Redflex notifying them that the contract will terminate on June 30, 2014.



FISCAL IMPACT: \$11,500.00 per month. Revenues received from the cameras will cover the cost.

PUBLIC NOTICE: The agenda for this item was posted at the three required locations.

BACKGROUND: On March 11, 2008, the City Council approved a contract with Redflex Traffic Systems, Inc. to place red light traffic cameras at the intersections of Highland/Victoria (east bound) and Base Line/Sterling (south bound). Included in the contract was cost neutrality language that guarantees the City could not lose money or incur a situation where expenditures exceed revenues.

The contract started on July 1, 2008 and was approved for two years with 3 one-year extensions. On May 11, 2010, the City Council approved a one year extension effective July 1, 2010. On April 26, 2011, the City Council approved the second one year extension effective July 1, 2011, which left one year remaining on the original contract. At this meeting, the City Council wanted to see an additional year of data before approving a longer extension of the contract.

On March 27, 2012, the City Council approved an amendment to the original contract. The amendment was for two years and included two, one-year extensions.

Approved _____	Motion _____	Second _____	Agenda Item No. <u>14</u>
Denied _____	Ayes _____		
Continued _____	Noes _____		File No. _____
Tabled _____	Abstain _____		
	Absent _____		
 City Clerk		 City Manager	

This item was presented to the Finance Subcommittee. At this meeting, the Police Department went over the citations and accidents at these two locations for the last several years. The presentation by the Police Department to the subcommittee is attached. Also reviewed were the safety improvements that will be constructed in Highland using the revenue from these cameras and other sources from the Traffic Safety fund. This information is also attached. Since August 2008, the cameras have generated \$1,065,039.20 in revenue and have cost the City \$796,304.00. The spreadsheet showing the monthly breakdown is attached. Bob Warner of Redflex was present and went over how the number of people injured city-wide in traffic accidents has decreased since installing the red light cameras. He also supplied statistics showing the reduction in crashes directly attributable to red light violations since 2008. This presentation is also attached.

After a lengthy discussion, the Finance Subcommittee recommended not extending the contract with Redflex and utilizing the resources of the Police Department towards the ALPR system instead.

Attachments:

1. Presentation made to the Finance Subcommittee by the Police Department.
2. Safety improvements that will be constructed using revenue of Traffic Safety fund.
3. Spreadsheet showing revenue and expenditures from the cameras.
4. Presentation made by Redflex at the Finance Subcommittee meeting.


Attachment #1

Presentation made to the Finance Subcommittee by the Police Department.



City Of Highland


Photo Enforcement



Summary

- ▶ On June 30th of 2008, the City of Highland began to enforce the heavily traveled intersections of Victoria Avenue / Highland Avenue and Sterling Avenue / Baseline with Photo Enforcement. The citizens of Highland and surrounding commuters were given a grace period of 1 month until July 30th. Beginning August 1, 2008 all violations were monitored and photographed. These violations were stored within the Red Flex system and reviewed by Sheriff Personnel for possible prosecution.
- ▶ Since the inception of the program, approximately 24,721 violations have been documented and over 18,219 violators were available for prosecution. Not all violations are prosecuted due to several factors. These factors include obstructed license plate, weather conditions, driver identification and police discretion.
- ▶ Monitoring and enforcement of this system is maintained by Sheriff Service Specialist Michelle Juarez and Traffic Enforcement Deputy David Cruz. This requires approximately five to seven hours a week for the video review of the violations, an additional five hours a week are dedicated to court testimony.

At both intersections, all four directions are posted.

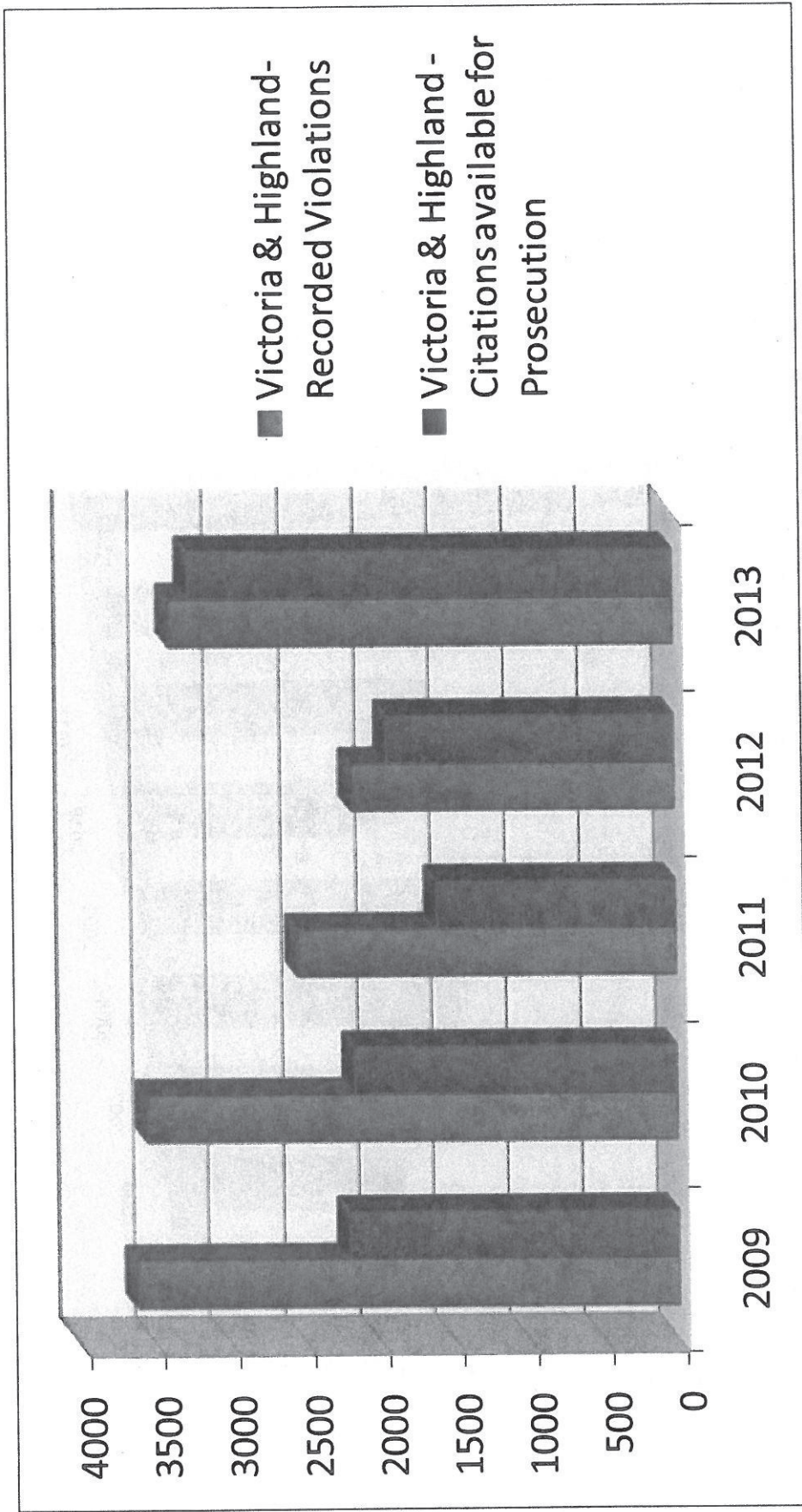


- ▶ June 30th to July 30th of 2008 warning letters were issued during the grace period.
- ▶ August 1, 2008 we went live.
- ▶ Additional signs have been added for each intersection in 2011.


Victoria at Highland



Victoria & Highland Citations issued



Victoria & Highland Avenue Traffic Collisions



▶ On May 11, 2011 all 4 lanes were operational which included two left hand turn lanes .

Highland / Victoria

2013 Traffic Collisions by Detail

- ▶ 4 collisions with northbound Victoria - Driver failing to yield to southbound Victoria traffic.
- ▶ 3 collisions with southbound Victoria - Driver failing to yield to traffic while making a westbound turn onto Highland.
- ▶ 6 rear end collisions at the intersection.
- ▶ 1 bicyclist causing the collision.


Comparable Intersection

Baseline at Boulder

2013

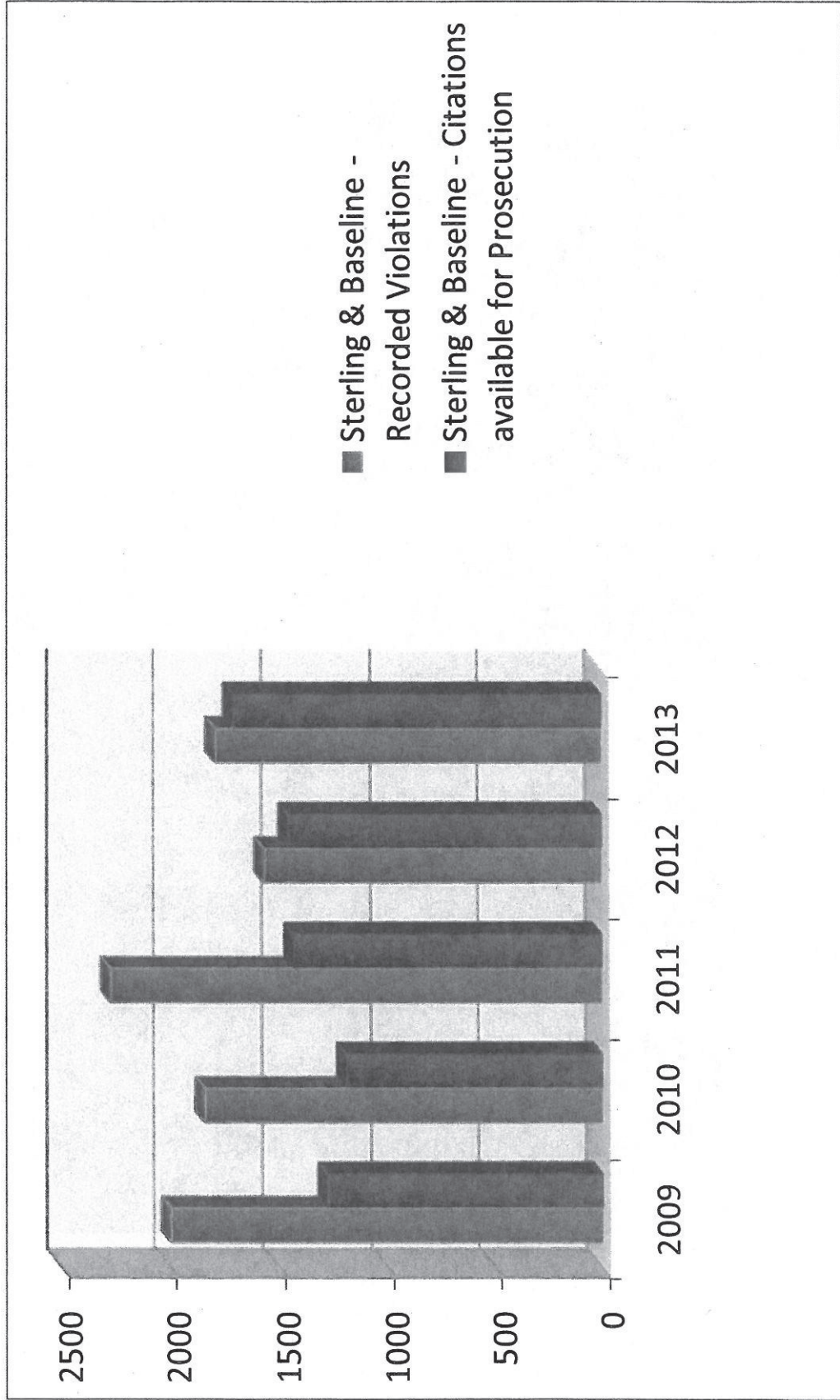
- 7 reported traffic collisions
- 6 collisions were non-injury
- 1 collision resulted in an injury
- 3 collisions were caused by a red light violation

Sterling at Baseline




Sterling Avenue & Baseline

Citations issued



Sterling Avenue & Baseline Traffic Collisions



▲ Collision Factors: Unsafe Speed, Unsafe Turns,
DUI, Failure to Yield.

Sterling Ave / Baseline

2013 Traffic Collisions by Detail

- ▶ 5 collisions caused by drivers failing to yield to opposing traffic in the intersection.
- ▶ 2 rear end collisions.
- ▶ 1 pedestrian caused collision

Comparable Intersection

Baseline at Victoria 2013

- 4 reported traffic collisions
- 1 non-injury collision
- 2 injury collisions
- 3 collisions were caused by a red light violation

Contested Citations

Citation Review 2013

- ▶ Both Intersections combined
- ▶ 5167 Violations Available for Prosecution
- ▶ 4956 Approved Violations (actual mailed violations)
- ▶ 1300 Subpoenas contesting the violations

Approximately 50% of contested violations result in citation dismissal.

- ▶ A majority of the citations are dismissed because the violator does not match the registered owner.

Attachment #2

Safety improvements that will be constructed using revenue of Traffic Safety fund.

March 20, 2014

**List of Proposed Safety Projects
Red Light Camera - Traffic Safety Fund**

Following is a list of traffic safety improvements proposed to utilize \$350,210 in the next two years available in the Traffic Safety Fund account to supplement \$769,390 of state and federal grants:

Category A: In-Pavement Lighted Crosswalks
(grant funding \$218,000; local match \$96,000)

1. Church Avenue at Norwood Street – new*
2. Base Line at Valaria Drive – new*
3. 9th Street at McKinley Avenue – new*
4. Cole Avenue at Messina Street – new*
5. Palm Avenue at Cypress Street - new
6. Church Street at Water Street - new

Category B: Countdown Pedestrian Heads and Bicycle Activators at Traffic Signals
(grant funding \$145,000; local match \$17,000)

1. 9th Street and Del Rosa drive*
2. 9th Street and Del Rosa Avenue*
3. 9th Street and Sterling Avenue*
4. 9th Street and Lankershim Avenue*
5. 9th Street and Victoria Avenue*
6. Base Line and Webster Street*
7. Base Line and Streater Drive*
8. Base Line and Church Street*

Category C: Speed Feedback Signs (grant funding \$81,000; local match \$9,000)

1. Base Line east of Palomino Street – new*
2. Greenspot Road east and west of Alta Vista Drive – new*

Category D: Reflectivity Sign Replacement (local fund \$53,000)

1. Locations to be determined – replacement

Category E: Potential MSRC Traffic Signal Coordination Improvements
(grant funding \$325,390; local match \$175,210)

1. Base Line and 5th Street/Greenspot Road Corridors Project – new*
2. Five Corridors Project (Victoria Avenue, Palm Avenue, Boulder Avenue, Highland Avenue and 9th Street) - new*

(* denotes locations to be partially funded with approved federal and state grants)

Attachment #3

Spreadsheet showing revenue and expenditures from the cameras.

Highland Redflex Camera Report

Date	Court Revenue	Redflex Invoice	Difference
Aug-08	-	11,940.00	(11,940.00)
Sep-08	2,684.76	11,940.00	(9,255.24)
Oct-08	6,395.29	11,940.00	(5,544.71)
Nov-08	8,230.57	11,940.00	(3,709.43)
Dec-08	12,307.77	11,940.00	367.77
Jan-09	5,092.11	11,940.00	(6,847.89)
Feb-09	7,894.23	11,940.00	(4,045.77)
Mar-09	15,693.41	11,940.00	3,753.41
Apr-09	14,353.75	11,940.00	2,413.75
May-09	18,974.85	11,940.00	7,034.85
Jun-09	17,469.21	11,940.00	5,529.21
Jul-09	16,679.06	11,940.00	4,739.06
Aug-09	18,096.86	11,940.00	6,156.86
Sep-09	16,204.57	11,940.00	4,264.57
Oct-09	15,580.27	11,940.00	3,640.27
Nov-09	13,711.41	11,940.00	1,771.41
Dec-09	13,119.19	11,940.00	1,179.19
Jan-10	12,375.65	11,940.00	435.65
Feb-10	16,466.88	11,940.00	4,526.88
Mar-10	22,888.03	11,940.00	10,948.03
Apr-10	23,253.98	11,940.00	11,313.98
May-10	19,830.06	11,940.00	7,890.06
Jun-10	21,948.00	11,940.00	10,008.00
Jul-10	23,174.56	11,940.00	11,234.56
Aug-10	22,943.49	11,940.00	11,003.49
Sep-10	21,681.40	11,940.00	9,741.40
Oct-10	18,803.33	11,940.00	6,863.33
Nov-10	13,430.79	11,940.00	1,490.79
Dec-10	9,225.89	11,940.00	(2,714.11)
Jan-11	10,224.76	11,940.00	(1,715.24)
Feb-11	11,953.32	11,940.00	13.32
Mar-11	8,575.30	11,940.00	(3,364.70)
Apr-11	6,617.58	11,940.00	(5,322.42)
May-11	6,989.09	12,306.00	(5,316.91)
Jun-11	7,163.80	12,306.00	(5,142.20)
Jul-11	8,660.79	12,306.00	(3,645.21)
Aug-11	9,143.60	12,306.00	(3,162.40)
Sep-11	11,319.41	12,306.00	(986.59)
Oct-11	13,816.60	12,306.00	1,510.60
Nov-11	13,248.37	12,306.00	942.37
Dec-11	12,273.76	12,306.00	(32.24)
Jan-12	11,736.05	12,306.00	(569.95)
Feb-12	17,285.23	12,306.00	4,979.23
Mar-12	17,771.38	12,306.00	5,465.38
Apr-12	12,661.63	12,306.00	355.63
May-12	14,026.70	12,306.00	1,720.70
Jun-12	11,199.10	12,306.00	(1,106.90)
Jul-12	11,973.01	11,500.00	473.01
Aug-12	14,604.42	11,500.00	3,104.42
Sep-12	11,253.61	11,500.00	(246.39)
Oct-12	14,669.50	11,500.00	3,169.50
Nov-12	14,537.74	11,500.00	3,037.74

Highland Redflex Camera Report

Date	Court Revenue	Redflex Invoice	Difference
Dec-12	12,533.19	11,500.00	1,033.19
Jan-13	16,766.64	11,500.00	5,266.64
Feb-13	16,842.02	11,500.00	5,342.02
Mar-13	25,434.46	11,500.00	13,934.46
Apr-13	21,420.64	11,500.00	9,920.64
May-13	23,441.72	11,500.00	11,941.72
Jun-13	24,290.74	11,500.00	12,790.74
Jul-13	25,905.42	11,500.00	14,405.42
Aug-13	29,903.94	11,500.00	18,403.94
Sep-13	28,536.54	11,500.00	17,036.54
Oct-13	30,847.05	11,500.00	19,347.05
Nov-13	26,444.50	11,500.00	14,944.50
Dec-13	26,555.03	11,500.00	15,055.03
Jan-14	25,568.56	11,500.00	14,068.56
Feb-14	30,334.63	11,500.00	18,834.63
Totals	1,065,039.20	796,304.00	268,735.20

Attachment #4

Presentation made by Redflex at the Finance Subcommittee meeting.

Chuck Dantuono

From: Joseph Hughes [jhughes@cityofhighland.org]
Sent: Wednesday, April 09, 2014 10:00 AM
To: 'Chuck Dantuono (Work)'; RTorres@sbcscd.org
Subject: FW: Redflex Agreement
Attachments: Highland Fact Sheet v1 0.docx

Chuck/Rod,

Please review. Include the information in the staff report.

Joe

Joseph Hughes
 City Manager
 City of Highland
 27215 E. Base Line
 Highland Ca, 92346
 (909) 864-6861
 (909) 862-3180 (Fax)

From: Robert Warner [mailto:rwarn@redflex.com]
Sent: Wednesday, April 09, 2014 9:51 AM
To: information@cityofhighland.org
Subject: Redflex Agreement

PLEASE PROVIDE W/ATTACHMENT TO ENTIRE CITY COUNCIL, CITY MANAGER AND DIRECTOR OF ADMINISTRATIVE SERVICES

Greetings,

At the April 8, 2014 Finance/Personnel Subcommittee meeting a recommendation to allow the agreement with Redflex Traffic Systems to expire in June was made. The concern expressed was that there did not appear to be notable improvement in crash statistics at the monitored intersections. While one of the monitored intersections did see an increase in crashes, it was quickly determined that a significant increase in traffic had occurred there, thereby mitigating this number. The other monitored intersection did experience a reduction in crashes.

In looking into this further, some additional relevant information was discovered. I have attached an electronic copy of our report on the Highland program which, in addition to detailing crashes, also points out several other important facts. On page 4 of our report, charts depict the number of people injured in crashes within the City by year. As you can see, in 2005 there were a total 222 people injured city-wide in traffic collisions. In 2012, the last year for which the state report has complete data, that number had fallen to 117. This represents a **47% reduction** in the number of people injured in traffic crashes in Highland.

Another compelling statistic is the comparison of crashes wherein a red light violation was the primary causation factor (PCF) of the crash. This determination is made by the Sheriff's Deputy who investigated the crash. In 2008, when the program was in its infancy, there were 30 crashes directly attributable to red light violation in the City. In 2012 that number dropped to a total of 8. This represents a **significant reduction (73%)** in the number of red light running crashes in the City and reflects a positive change in driver's behavior.

4/9/2014

Certainly, these public safety improvements cannot be completely attributed to the red light camera program however that program has definitely been an integral part of the comprehensive highway safety effort in Highland. In addition, our program is completely self-funded and has been throughout the term of the agreement. In fact, the program has not only paid for itself but has also generated surplus funds which were deposited in the Traffic Safety Fund for additional safety programs within the City.

Redflex Traffic Systems has been a strong partner in public safety with the City of Highland for the past 5 ¼ years. We value this relationship and are proud of our collective accomplishments here. We would ask for the continued opportunity to positively impact public safety in Highland for another 12 month term.

Thank you for your consideration.

Bob Warner

Account Director- US Western Region
Redflex Traffic Systems, Inc.
23751 N. 23rd Ave. Suite 150
Phoenix, AZ. 85085-1854
(602) 722-8440
rwarn@redflex.com

Making A Safer World

Send files securely to me at the following URL:

<https://filedrop.redflex.com/dropbox/~ajdh1A>

Confidentiality Note: This e-mail, and any attachment to it, is intended only for the use of the individual(s) or entity named on the e-mail, and may contain confidential or proprietary information (including copyrighted materials). If the reader of is not an authorized recipient, you are hereby notified that reading it or further distributing it (other than to the author or the intended recipient) is prohibited and is potentially an infringement of the rights of the sender or intended recipient. If you have received this e-mail in error, please immediately return it to the sender and delete it from your system. Thank you.



2014 Fact Sheet: Highland, CA

Red light enforcement programs are instrumental to improving public safety, curbing dangerous driving behaviors and preventing deadly collisions. In Highland, data shows automated enforcement is working and residents are safer. Over time, we expect to see trends that support that goal.

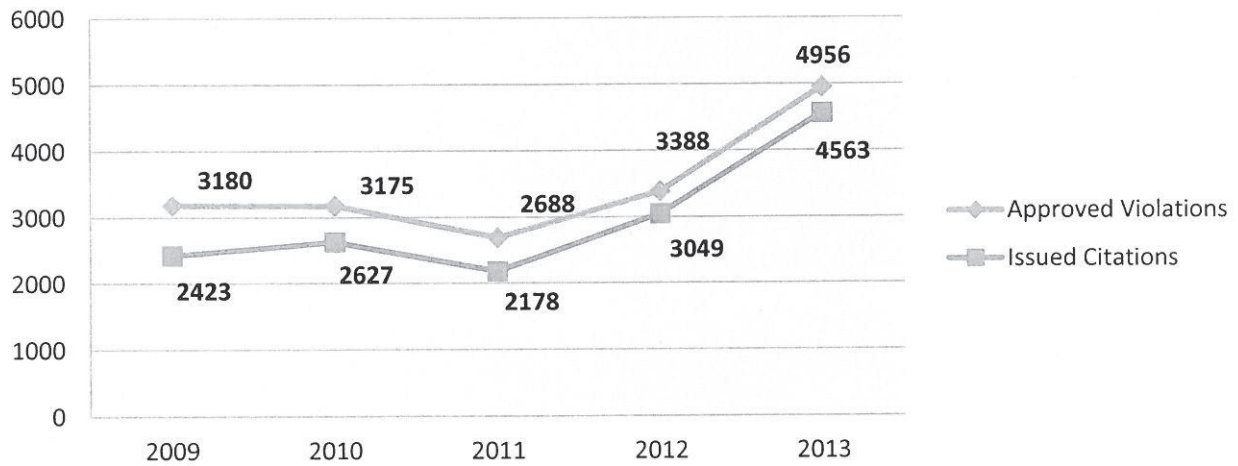
It's also important to note photo enforcement solutions yield significant cost savings to motorists and the community. They can lead to fewer property damage claims, lower insurance premiums and reduced medical expenses. Plus, they help prevent accidents requiring police, fire and EMS resources.

Program & System Overview	
Initial Contract Signed	March 2008
First Contract Renewal	May 2010
Second Contract Renewal	May 2012
Contract Expiration Date	June 30, 2014
Years/Months of Program	5 years, 7 months
Active Enforcement Systems	2
Intersections Enforced	2

Photo Enforcement Location Overview		
Intersection	Direction of Travel	Enforcement Commencement Date
Highland Avenue & Victoria Avenue	EB	6/30/2008
Sterling Avenue & Baseline Avenue	SB	6/30/2008

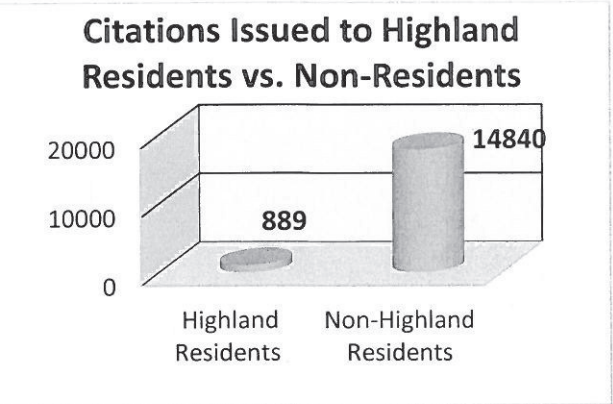
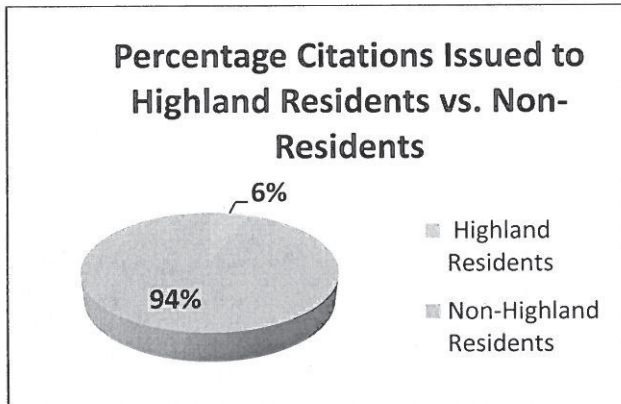
Violation Overview (2009-2013)	
Total Number of Violations	17387
Total Number of Citations Issued	14840

Approved Violations vs. Issued Citations



Citation Overview Residents vs Non-Residents (2009-2013)		
Total Number of Citations Issued to Highland Residents	889	6%
Total Number of Citations Issued to Non-Highland Residents	14840	94%

Source: Redflex Traffic Systems, Photo Enforcement Data Repository

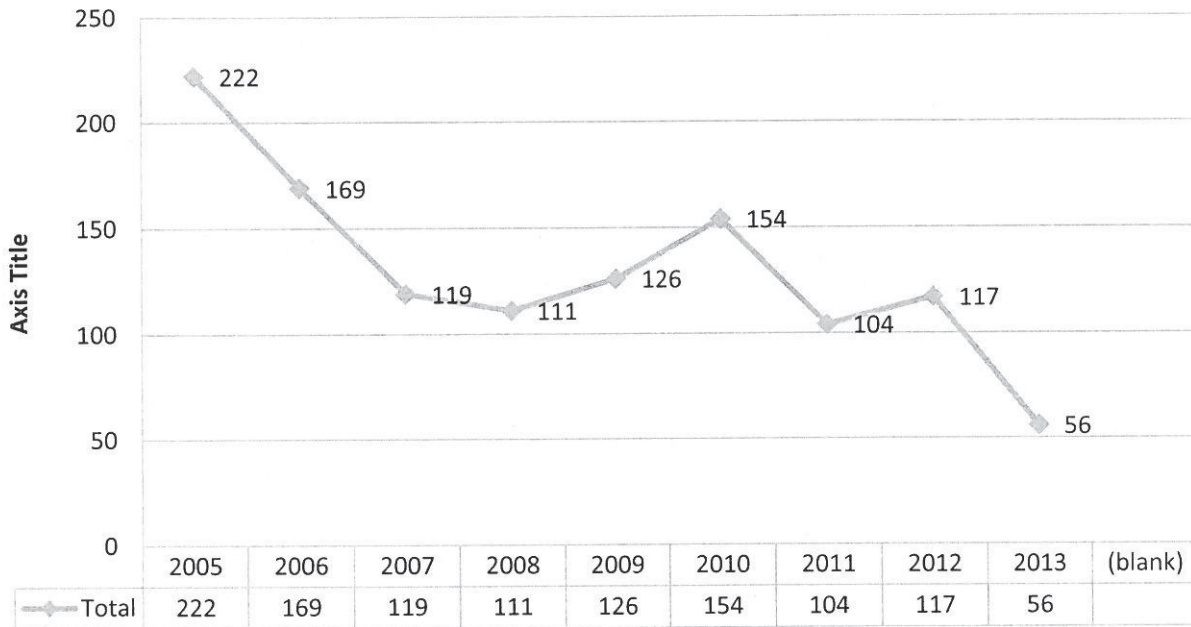


Source: Redflex Traffic Systems, Photo Enforcement Data Repository

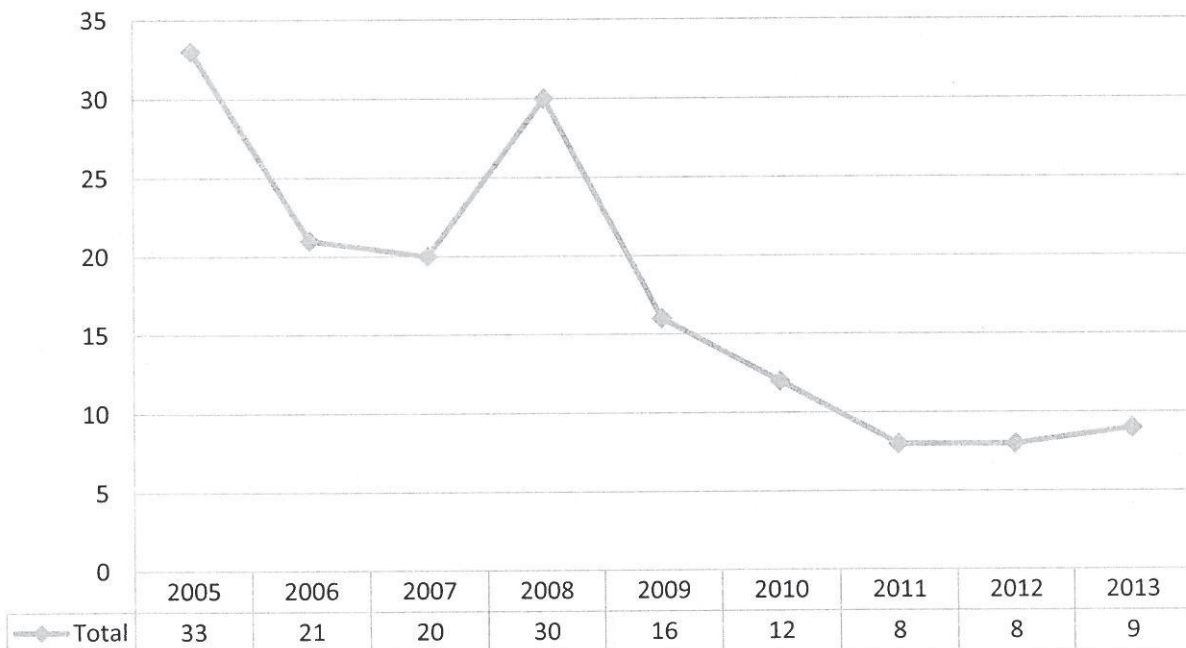
Sterling & Baseline Collision Overview								
Year	Broadside	Head-On	Hit Object	Other	Rear End	Side Swipe	Vehicle/ Pedestrian	Total
2005	9				3		2	14
2006		1			1	2		4
2007	4		1		6	2		13
2008	1	1			3	4		9
2009	6				3		1	10
2010		1	2	1	1	3		8
2011	1		1		1	1		4
2012	1		2			1	1	6
Grand Total	22	3	6	1	18	13	4	68

Highland & Victoria Collision Overview								
Year	Broadside	Head-On	Hit Object	Other	Rear End	Side Swipe	Vehicle/ Pedestrian	Total
2001	5	1			3	1	1	11
2002	8	1			7	2	1	20
2003	6	1			4	1	1	13
2004	2				1	3		6
2005	4		1	2	3	1		12
2006	2	3			3	1		9
2007	5	1			6	3		16
2008	1	2	1		5	2		11
2009		3	1		8	1		13
2010	4				1	4		9
2011	2	3	1		4	1	1	12
2012	2	2			7	1		12
2013				1	1			2
Grand Total	41	17	4	3	53	21	4	146

Citywide Collisions Total Injured per Year



Total Citywide Collisions w/21453(a), (b) or (c) as PCF



Source: SWITRS – CHP Statewide Integrated Traffic Records System (as of 04/07/14).



STAFF REPORT

TO THE CITY COUNCIL

MEETING DATE: April 22, 2014

FROM: Joseph Hughes, City Manager

REVIEWED BY: Ernest Wong, Public Works Director/City Engineer

PREPARED BY: Carlos Zamano, Assistant Public Works Director *C2*

SUBJECT: Design Services Proposal/Willdan Engineering
9th Street Pavement Rehabilitation Project, Project No. str11002a

RECOMMENDATION: It is recommended that the City Council:

1. Approve the proposal from Willdan Engineering to provide design services for the 9th Street Pavement Rehabilitation Project, and
2. Authorize the City Manager to approve contract amendments up to 10% of the contract amount.

FISCAL IMPACT: The proposed fee, based on actual time and material, is not-to-exceed \$34,075, and will be 100% funded with Measure I funds.

PUBLIC NOTICE: Notices of Council Meeting agenda were posted at the three locations required by resolution.

BACKGROUND: The rehabilitation of 9th Street from Del Rosa Drive to Palm Avenue consists of pavement removal and replacement; pavement rehabilitation; repairs to curbs/gutters and sidewalks; and reconstruction of curb ramps to comply with ADA standards. This project needs to be done ahead of the 9th Street Safety Improvement Project (Safety Project), which is currently under design and it is within the same project limits. This Safety Project includes pavement widening, slurry seal and striping to add a double left turn lane and bicycle lanes; lighted crosswalk and pedestrian signal heads upgrade. It is funded with \$490,000 of Federal Highway Safety Improvement Program (HSIP) funds.

In response to the City's Request for Proposals, proposals were received from two (2) of the City's on-call consultants: TKE Engineering and Willdan Engineering. The proposals were reviewed based on qualifications and experience of the firm, the project manager and assigned staff, their understanding and approach of the project, and proposed fee. Willdan Engineering was the firm selected, and City Staff subsequently negotiated with Willdan Engineering to finalize the detailed scope of work and fee, which can be found in the attached Proposal.

Approved _____	Motion _____	Second _____	Agenda Item No. <u>15</u>
Denied _____	Ayes _____		File No. _____
Continued _____	Noes _____		
Tabled _____	Abstain _____		
	Absent _____		
<i>Betty Hughes</i> City Clerk		<i>[Signature]</i> City Manager	